

## Accessing the School-wide Implementation Review (SIR) School Dashboard

From the dashboard, schools can access SIR information, take new survey, continue survey in progress, view completed surveys, generate and print reports, and more.



### Access the [SIR School Dashboard](#)

[wiscinsirticenter.org](#) > [School Implementation](#) > [Assess System](#)

### Click **School Login**

### Enter **Username and Password**; click **Login**

*users can also request their login credentials from this screen*

### School dashboard menu of options:

- Navigate to **School Home**
- Access SIR information in **Take New Survey**
- Clarify language/vocabulary with the **SIR Glossary**
- Read frequently asked questions in the **SIR FAQ**
- Learn about **Levels of Implementation**

### 1 Take New Survey (SIR)

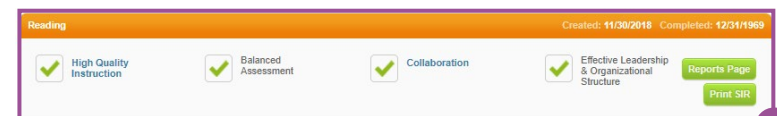
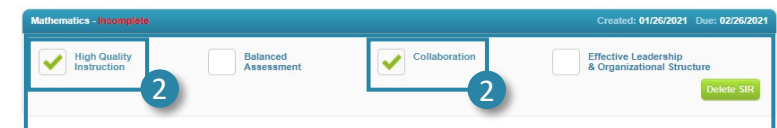
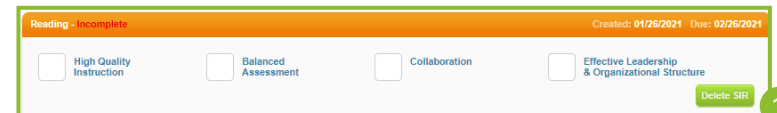
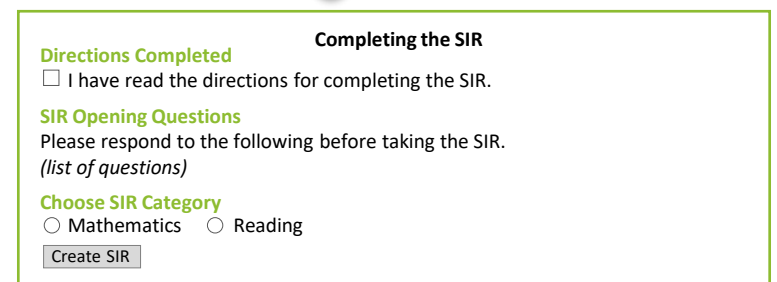
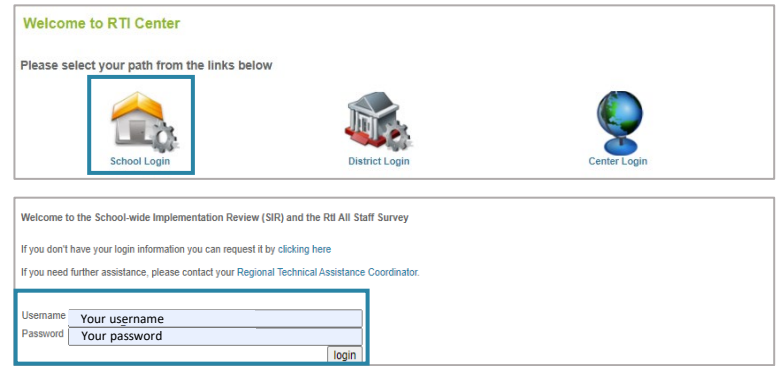
- Click **Take New Survey**
- Read the SIR information and answer **Completing the SIR** questions (*includes SIR category*)
- Click **Create SIR** (*new SIR appears at the top of the dashboard—by content area and date created/due*)
- Access each section of the SIR by clicking its name
- Click **Submit** when you've responded to all statements in the section; complete all four sections

### 2 SIR In Progress

- Green check indicates a completed section (*i.e. High Quality Instruction and Collaboration*)
- Red incomplete in header will disappear when each of the four sections are submitted

### 3 Completed SIR

- Four green checks indicate all sections completed
- Once a SIR is completed, a TAC will share the SIR report and offer support on understanding and using.



### Helpful navigation tips:

- New surveys will appear at the top of the list
- Click each section of the SIR to begin that section—the four SIR sections are High Quality Instruction, Balanced Assessment, Collaboration, and Effective Leadership & Organizational Structure

- **Save for Later** will save work in progress
- Surveys in progress appear below the dashboard
- Click **Submit** when you've responded to all statements and completed the section
- Completed surveys appear below surveys in progress